


Re-Create Enterprise

part of Re-Create Social Enterprises Ltd

Re-Create Enterprise is part of Re-Create Social Enterprises. We provide therapeutic placements to learning disabled and disadvantaged people through a range of meaningful work-based activities.

The three main aims of Re-create are:


Enjoyment



Purpose



Development



OUR PURPOSE

Re-Create Enterprise offers a wide range of work-based activities tailored to the needs of the individual. These activities promote:



SKILLS

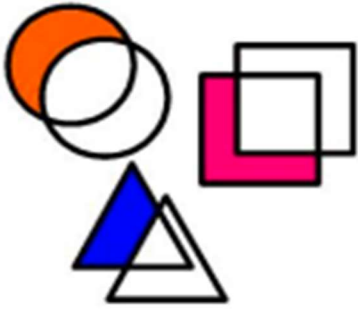


CONFIDENCE



COMMUNICATION

ACTIVITIES



SORTING



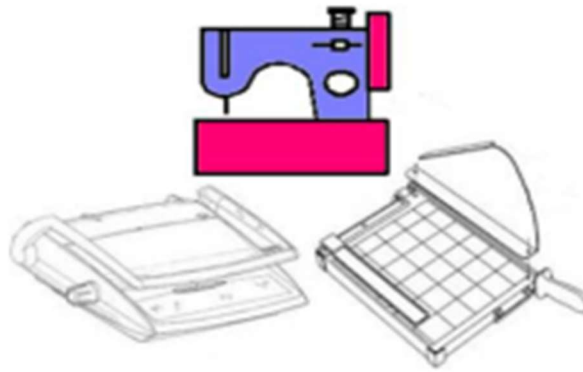
CUTTING



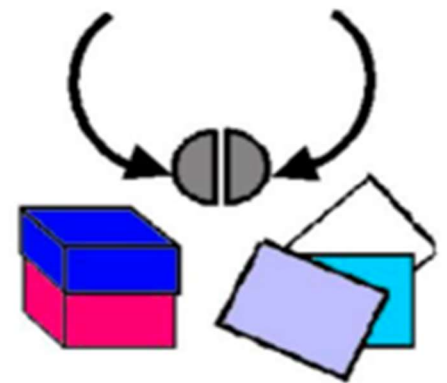
COUNTING



SHOP WORK




USING MACHINES



MAKING PACKS

WHY WORK WITH US?

“I feel very Welcome here, I enjoy all the work that we do and the all the fun things we do ... It’s a busy place but the people and the staff are very friendly there and very helpful. I feel safe here.” – S. Y



Friends



Work



Happy

ACHIEVEMENTS

At Re-Create we complete a 'workbook', these are digital records of the individuals' personal achievements, experiences, and progress.



Work experience



Workbooks

These records are also useful tools to stimulate discussion at home and as an aid in reviews, they can be printed on request.

OPENING TIMES




Monday



Tuesday



Wednesday



Thursday



Friday

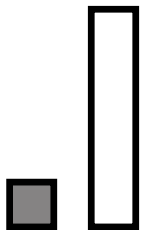


9:00 AM



4:00 PM

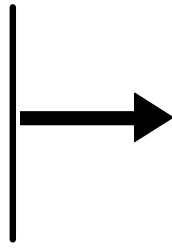
WHERE ARE WE



SHORT



WALK



FROM



TOWN



Buses – 94 – 94a – 92 – 98 - 202

STOP AT ANDERSON HEIGHTS ON WHERSTEAD ROAD, IPSWICH

HOW TO CONTACT US



01473 603393



Re-Create Enterprise, Units 14-15, Riverside Industrial Park,
Rapier Street, Ipswich, IP2 8JX



Shawn@recreate-enterprise.co.uk



www.recreate-enterprise.co.uk